

Visual Object Recognition

Computational Models and Neurophysiological Mechanisms

Neurobiology 130/230. Harvard College/GSAS 78454

Web site: <http://tinyurl.com/visionclass>

→ Class notes, Class slides, Readings Assignments

Location: Biolabs 2062

Time: Mondays 03:00 – 05:00

Lectures:

Faculty: Gabriel Kreiman and invited guests

TA: Emma Giles

Contact information:

Gabriel Kreiman

Emma Giles

gabriel.kreiman@tch.harvard.edu

emmagiles@g.harvard.edu

617-919-2530

Office Hours: After Class. Mondays 5pm, or by appointment

Visual Object Recognition

Computational Models and Neurophysiological Mechanisms

Neurobiology 230. Harvard College/GSAS 78454

Class 1 [09/10/2018]. Introduction to pattern recognition [Kreiman]

Class 2 [09/17/2018]. Why is vision difficult? Natural image statistics. The retina. [Kreiman]

Class 3 [09/24/2018]. Lesions and neurological studies [Kreiman].

Class 4 [10/01/2018]. Psychophysics of visual object recognition [Sarit Szpiro]

October 8: University Holiday

Class 5 [10/15/2018]. Primary visual cortex [Hartmann]

Class 6 [10/22/2018]. Adventures into *terra incognita* [Frederico Azevedo]

Class 7 [10/29/2018]. High-level visual cognition [Diego Mendoza-Haliday]

Class 8 [11/05/2018]. Correlation and causality. Electrical stimulation in visual cortex [Kreiman]

Class 9 [11/12/2018]. Visual consciousness [Kreiman]

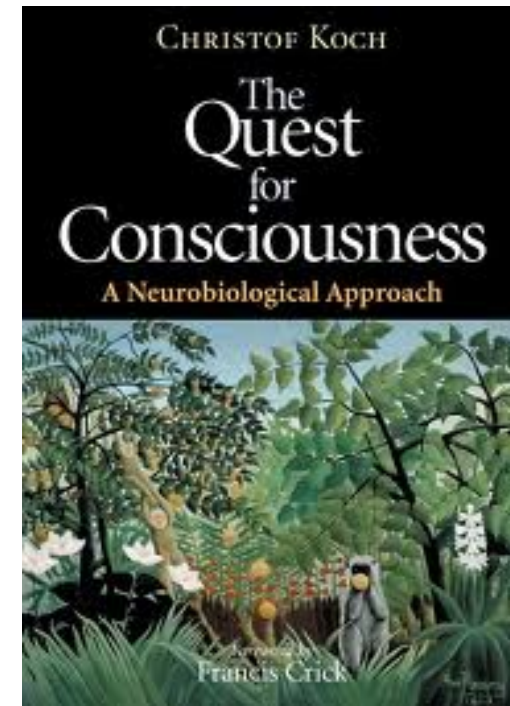
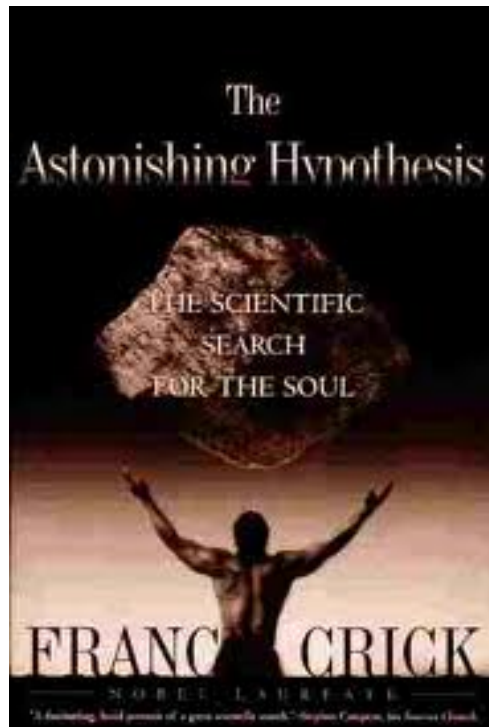
Class 10 [11/19/2018]. Computational models of neurons and neural networks. [Kreiman]

Class 11 [11/26/2018]. Computer vision. Artificial Intelligence in Visual Cognition [Bill Lotter]

Class 12 [12/03/2018]. The operating system for vision. [Xavier Boix]

FINAL EXAM, PAPER DUE 12/13/2018. No extensions.

Towards the neural correlates of consciousness



Mary's room

Mary is a brilliant scientist who is, for whatever reason, forced to investigate the world from a black and white room via a black and white television monitor. She specializes in the neurophysiology of vision and acquires, let us suppose, all the physical information there is to obtain about what goes on when we see ripe tomatoes, or the sky, and use terms like 'red', 'blue', and so on. She discovers, for example, just which wavelength combinations from the sky stimulate the retina, and exactly how this produces via the central nervous system the contraction of the vocal cords and expulsion of air from the lungs that results in the uttering of the sentence 'The sky is blue'. [...]
What will happen when Mary is released from her black and white room or is given a color television monitor? Will she learn anything or not?

Jackson, Frank (1982). "Epiphenomenal Qualia".
Philosophical Quarterly. 32: 127–136. doi:10.2307/2960077

How can a physical system give rise to consciousness?

How can consciousness be explained in terms neurons and their interactions?

How can a physical system have *qualia*?

Why are humans conscious and not just a bunch of zombies?

Do other animals also have consciousness? How did consciousness evolve?

A (non-exhaustive) list of possible answers

- “Religious” answers. E.g. “... consciousness requires a non-physical soul...” (Plato; The bible; Descartes (modern form of dualism: *res extensa* and *res cogitans*); Aristotle, Thomas Aquinas, Karl Popper, Sigmund Freud, John Eccles)
- Science cannot understand consciousness (the “mysterian” approach)
- There is no such thing as consciousness. It’s just an illusion. (e.g. Dennett)
- We need new (as yet undiscovered) laws to explain consciousness (e.g. Roger Penrose)
- Consciousness requires behavior (and language) (e.g. Cotterill)
- Consciousness is an epiphenomenon

Some basic working assumptions

We are conscious (it is not an illusion or an epiphenomenon)

Some other animals are also conscious

We start with simple questions that we can try to study rigorously

We start with vision. Hopefully, we will be able to extrapolate some of what we learn from vision to other sensations (e.g. pain, smell, self-awareness)

We need an explicit representation

Only parts of the brain will correlate with the contents of consciousness. We search the *neuronal correlates of consciousness* (NCC)

We leave out many interesting topics for now: Dreams, Lucid dreaming, Out of body experiences, Hallucinations, Meditation, Sleep walking, Hypnosis, Self awareness. Qualia, Feelings

NCC: neuronal correlates of consciousness

A minimal¹ set of neuronal events and mechanisms jointly sufficient² for a specific conscious percept³

¹ “Minimal”: A solution such as “the whole healthy human brain can experience consciousness” is not very informative.

² “Sufficient”: We are not looking for “enabling” factors such as the heart or the cholinergic systems arising in the brainstem

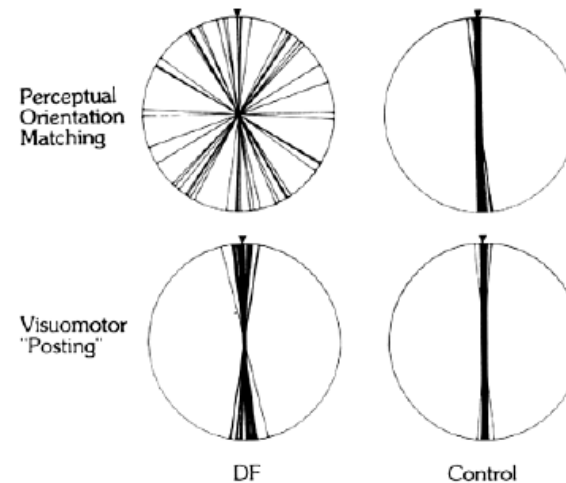
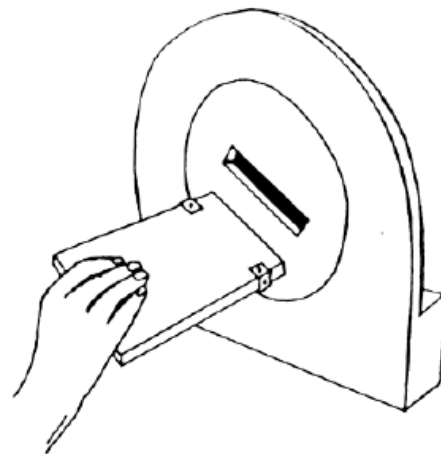
³ “Specific conscious percept”: e.g. seeing a face (as opposed to being conscious/unconscious)

“Zombie modes”: not all brain activity leads to consciousness

Rapid, transient, stereotyped and unconscious responses

In a zombie mode the main flow of information is feed-forward

Zombie modes are very fast and useful

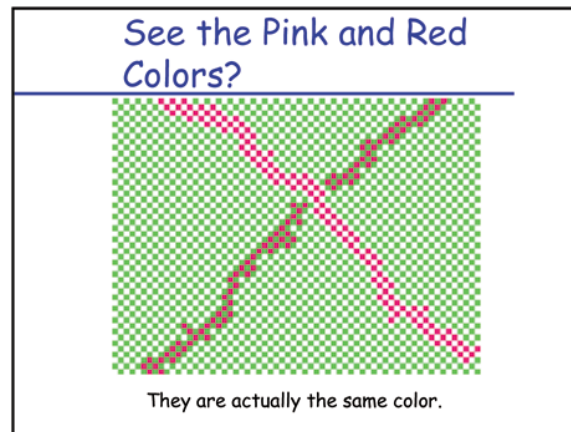





Goodale, M. and A. Milner (1992) Separate visual pathways for perception and action *Trends in Neurosciences* 15:20-25

The NCC representation must be *explicit*

Explicit: A single layer of neurons can deliver the answer

An explicit representation is necessary but not sufficient



We are not aware of the entire visual field

We have the illusion that we “see” the whole visual field.
But: inattention blindness illusion!

Attention filters information¹.

Consciousness may generally require attention
But consciousness may happen in the absence of attention²

Two mechanisms for attention: bottom-up (saliency) and top-down (cognitive)

¹Desimone and Duncan (1995). *Annual Review of Neuroscience*

²Li et al. (2002) *Proc Natl Acad Sci USA*



Attention is closely related to consciousness

https://www.youtube.com/watch?v=IGQmdoK_ZfY



Attention is closely related to consciousness



Resnik et al 1997

Whether consciousness can be dissociated from attention is a matter of debate in the field (e.g. Tsuchiya and Koch)

CB during Mudsplashes (O'Regan, Rensink & Clark, 1999)

More demos



Filling in

<http://smc.neuralcorr>

Change blindness

<http://nivea.psych.univ-paris5.fr/CBMovies/FarmsFlickerMovie.gif>

<https://www.youtube.com/watch?v=FWSxSQsspiQ>

Change Blindness (using flicker)
(from J. Kevin O'Regan -- <http://nivea.psych.univ-paris5.fr>)

Selective attention and basketball passes

<http://www.youtube.com/watch?v=vJG698U2Mvo>

https://www.youtube.com/watch?v=IGQmdoK_ZfY

Person swapping experiments

<http://www.youtube.com/watch?v=EILnNaIL4xY>

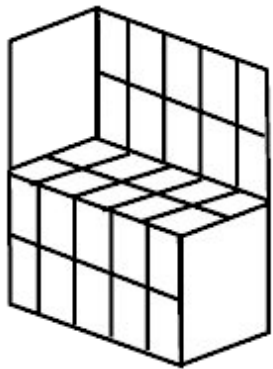
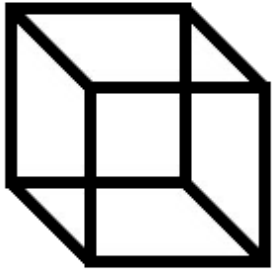
Change blindness in a movie

<http://www.youtube.com/watch?v=ubNF9QNEQLA>

A framework to define the NCC (Crick and Koch)

1. The nonconscious *Homunculus*
2. A lot can be done in *zombie mode*
3. The NCC involve *coalitions of neurons*
4. An *explicit* representation is needed
5. Higher levels first
6. The NCC require strong driving projections
7. Consciousness comes in snapshots
8. Attention and binding
9. The NCC may involve specific firing patterns
10. Penumbra, meaning and qualia

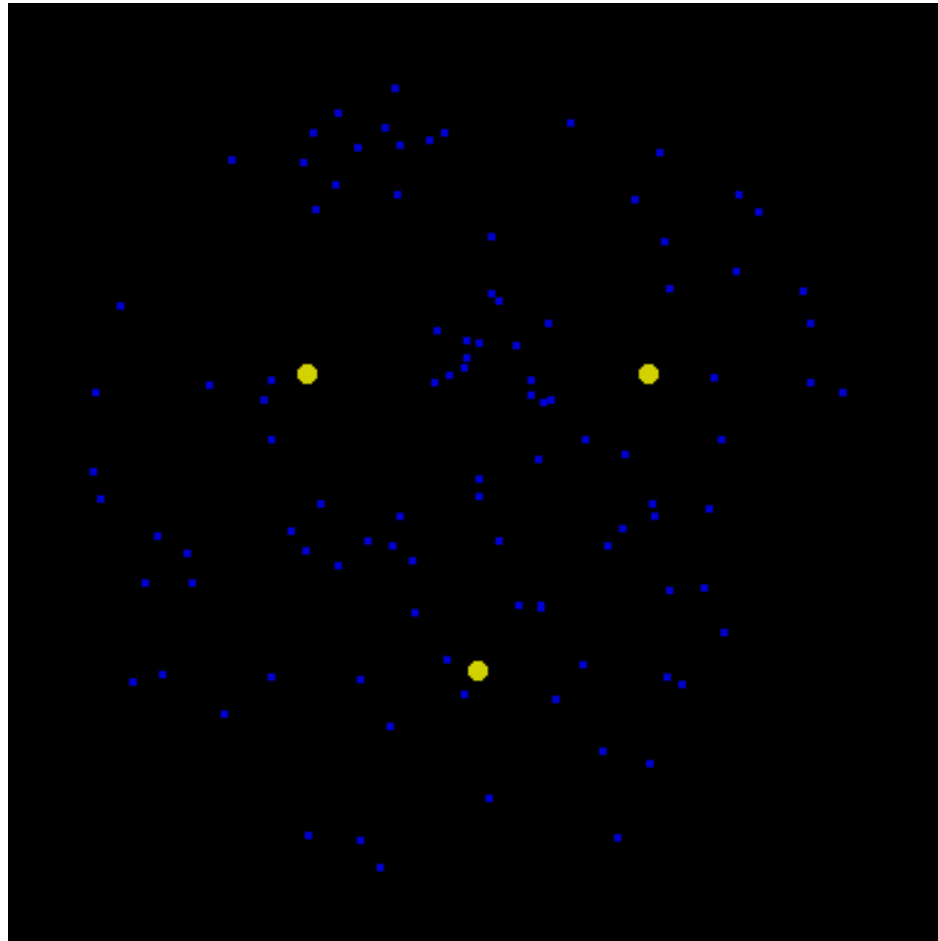
Experimental paradigms to examine the neural correlates of visual consciousness



Difficulty: where/how/when to search for the neural correlates?

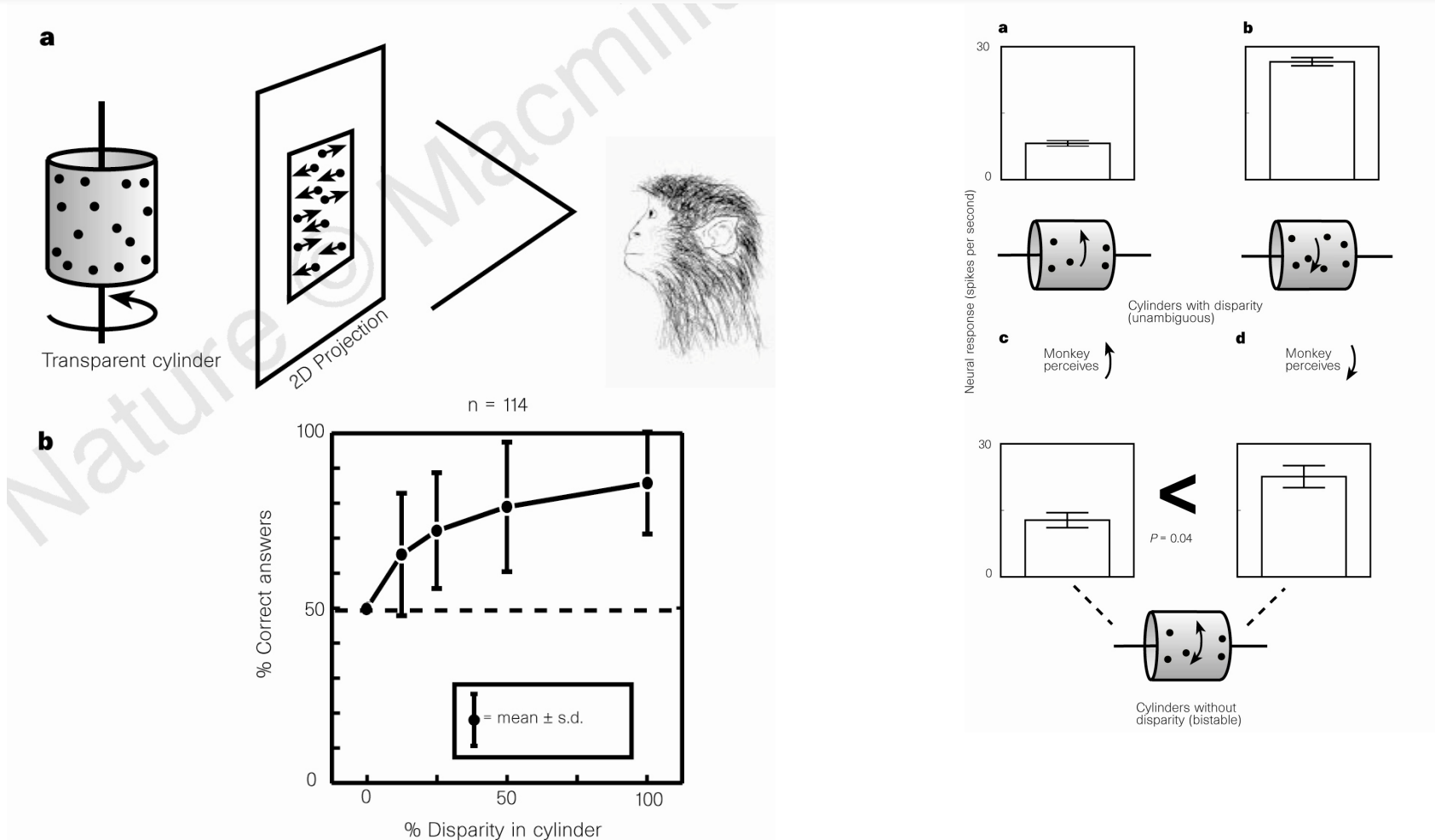


Experimental paradigms to examine the neural correlates of visual consciousness



PLAY MOVIE 1 (Bonneh)



Neurons in area MT following the percept




Bradley, D. C., G. C. Chang, et al. (1998). "Encoding of 3D structure from motion by primate area MT neurons." *Nature* **392**: 714-717.

Binocular rivalry

Monocular rivalry (weaker)



Right eye



Left eye

Different stimuli are presented to the right and left eyes

The input is constant

Perception alternates between one percept and the other

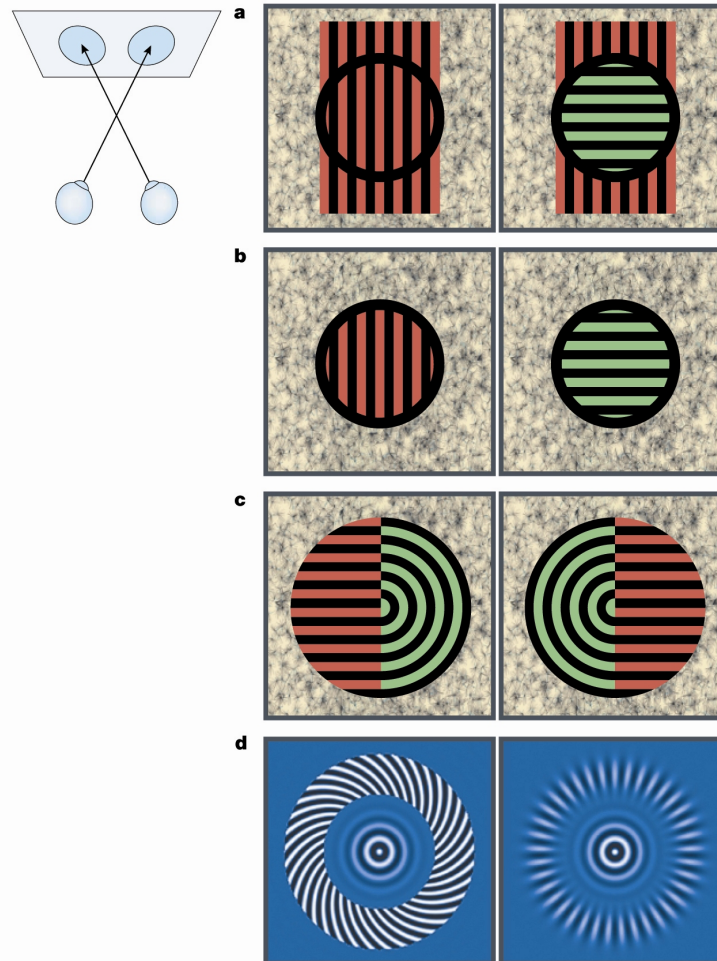
perception



What are the neuronal changes responsible for the perceptual alternation?

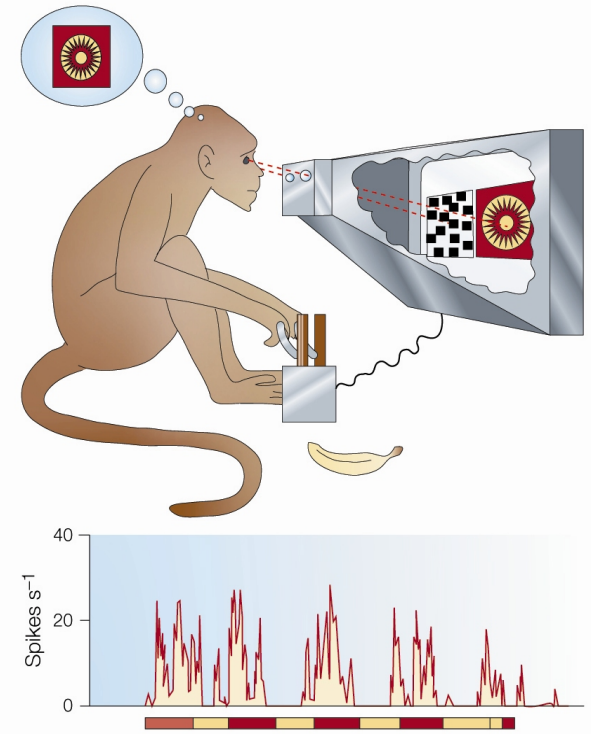
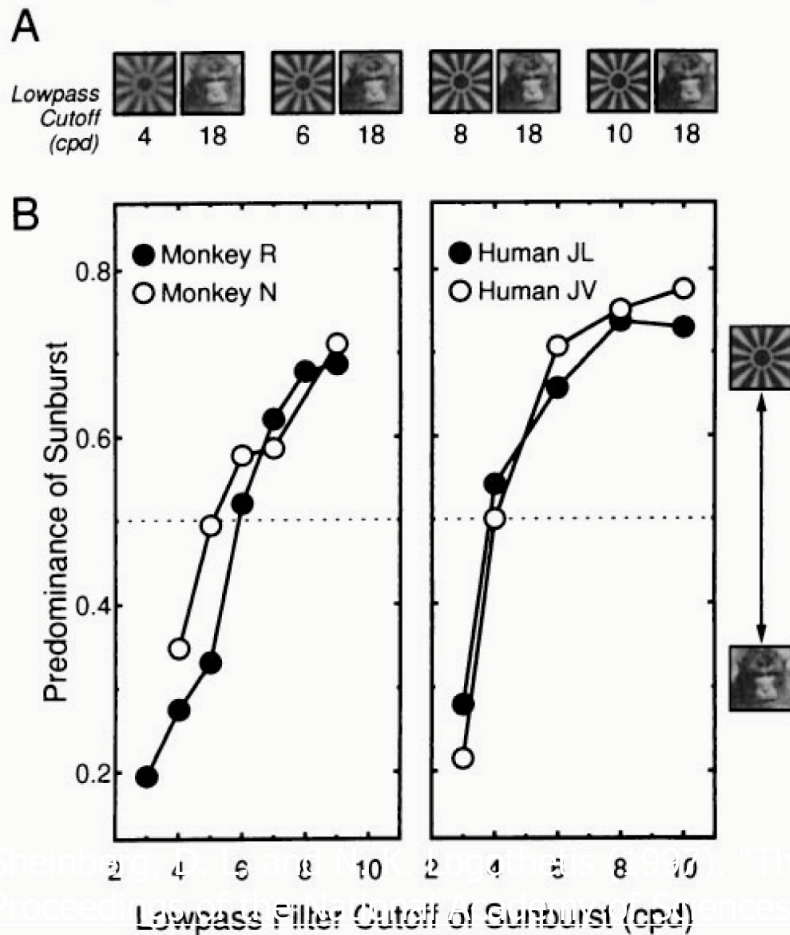



Binocular rivalry: competition between percepts (as opposed to competition between eyes)



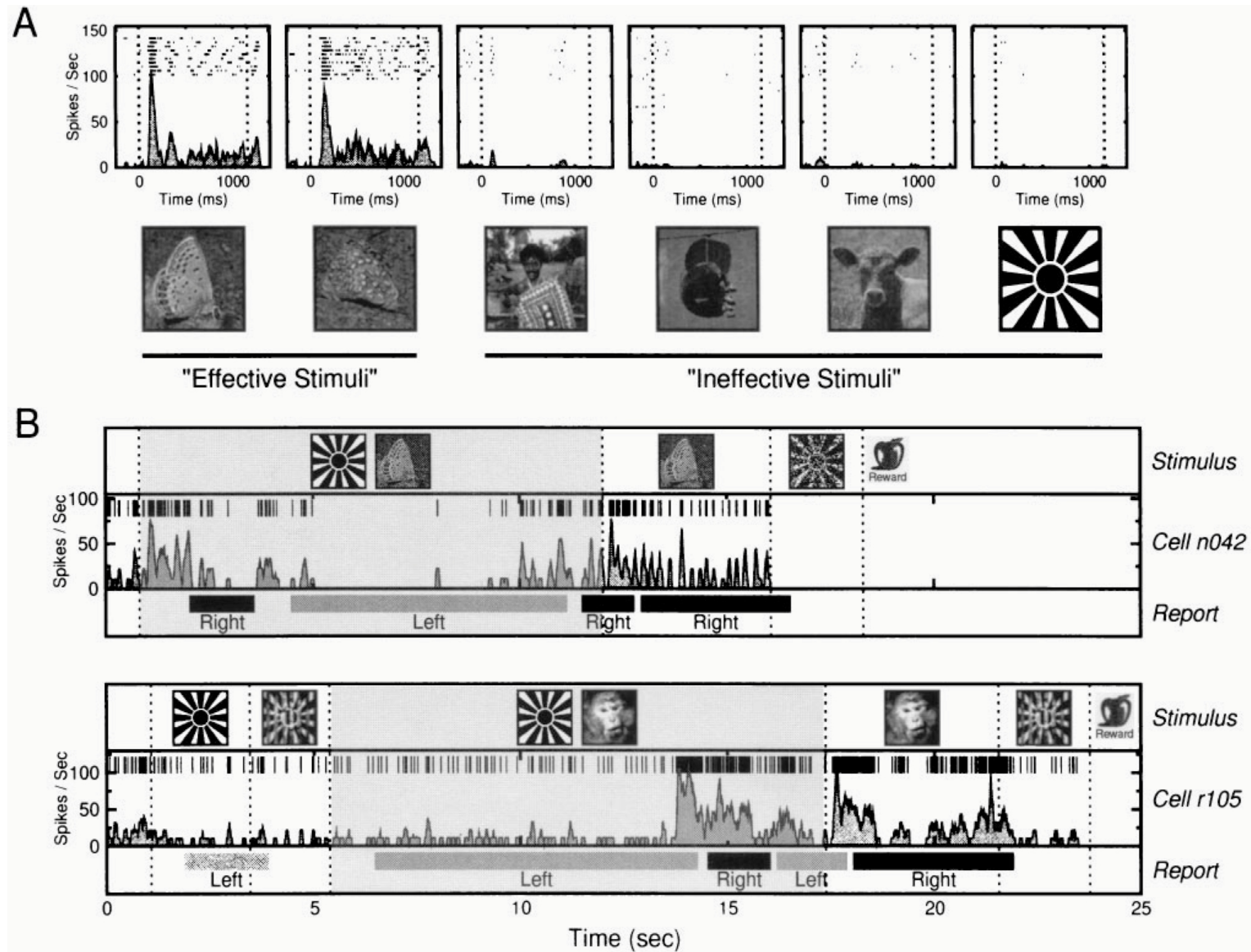
Blake, R. and N. Logothetis (2002). "Visual competition." *Nature Reviews Neuroscience* **3**: 13-21.

Binocular rivalry can be studied in both humans and monkeys



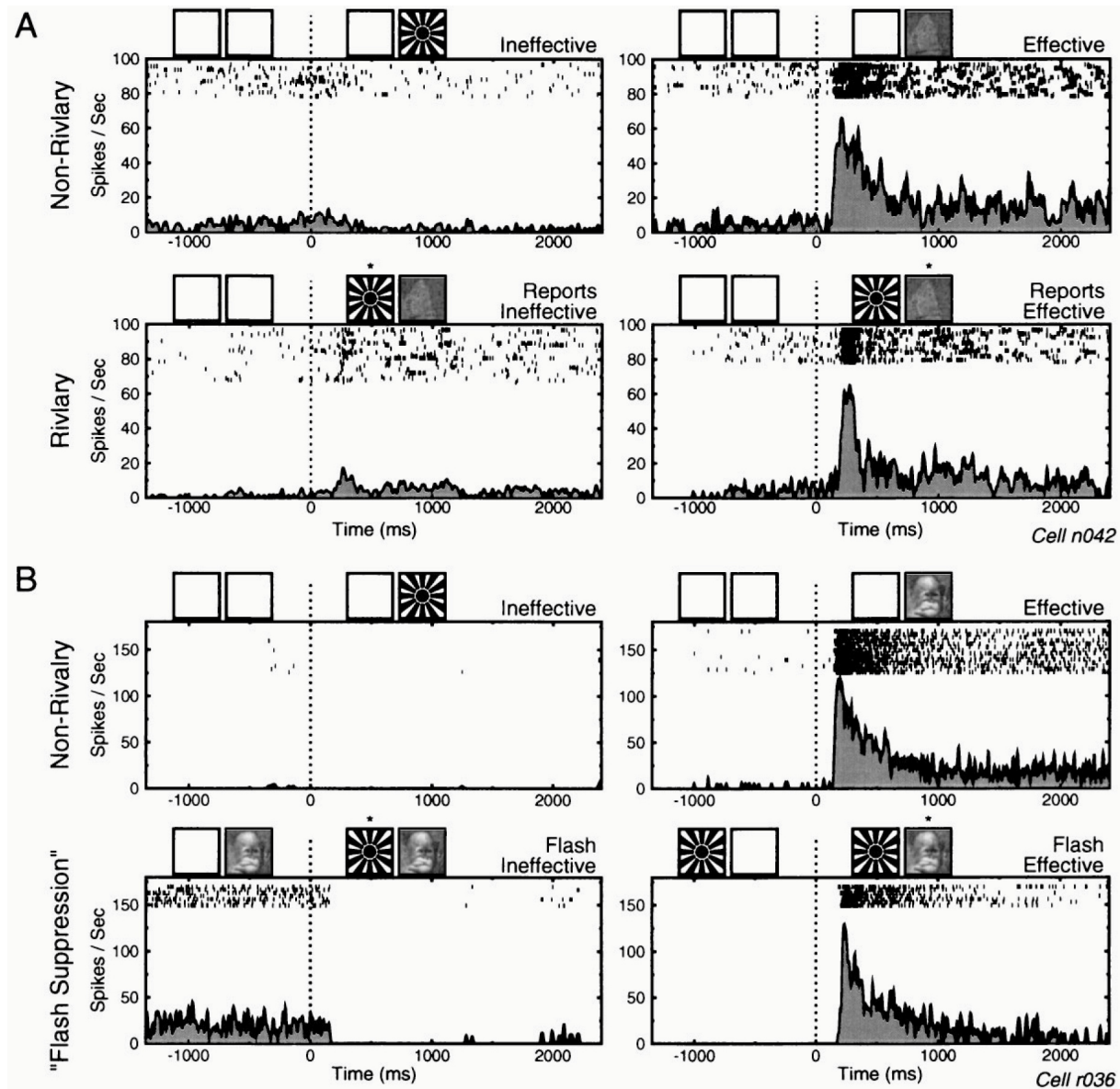
Myerson, Miezin, Allman,
Behavioral Analysis Letters, 1981. 1: p. 149-159.

Neurons in inferior temporal cortex follow the percept



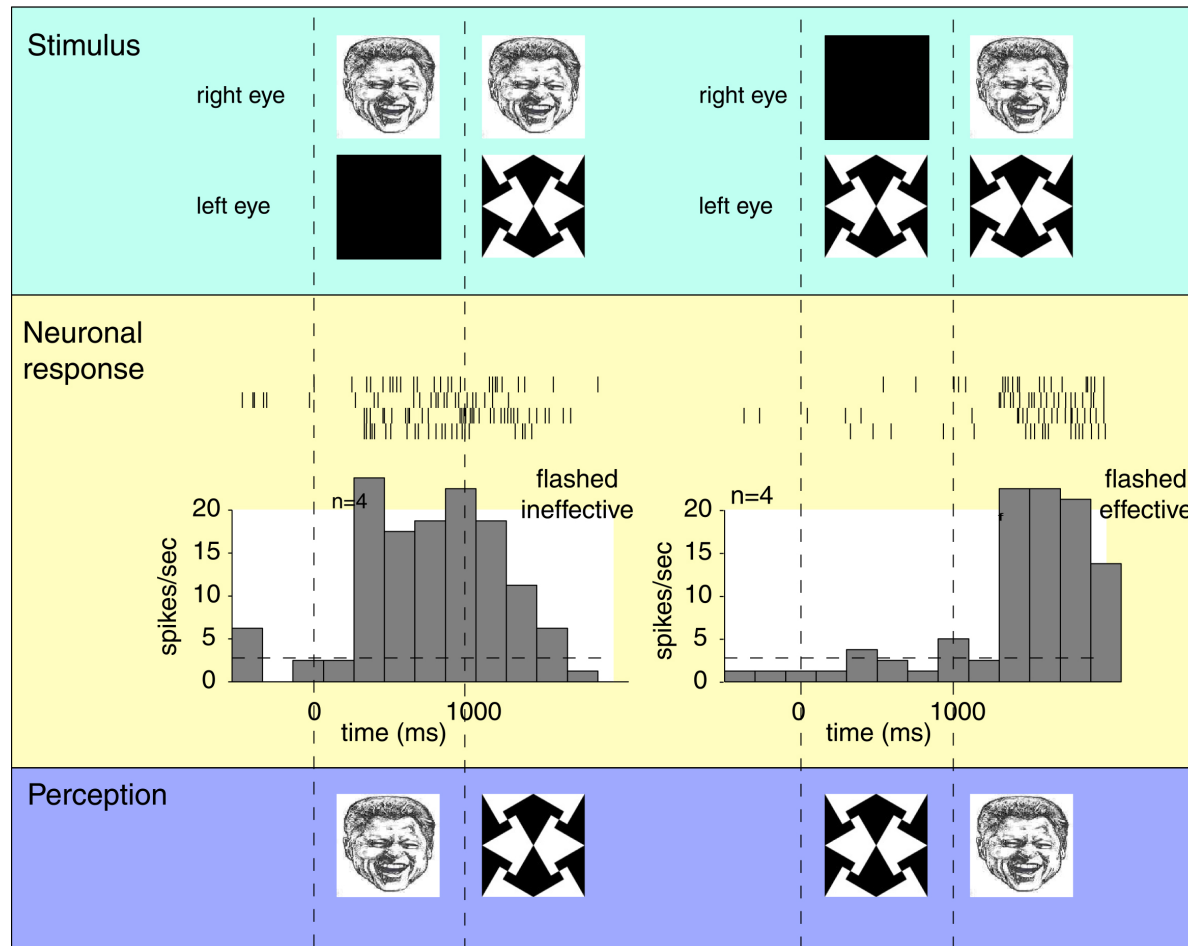
Sheinberg and Logothetis 1997
Leopold and Logothetis 1999

Neurons in inferior temporal cortex follow the percept



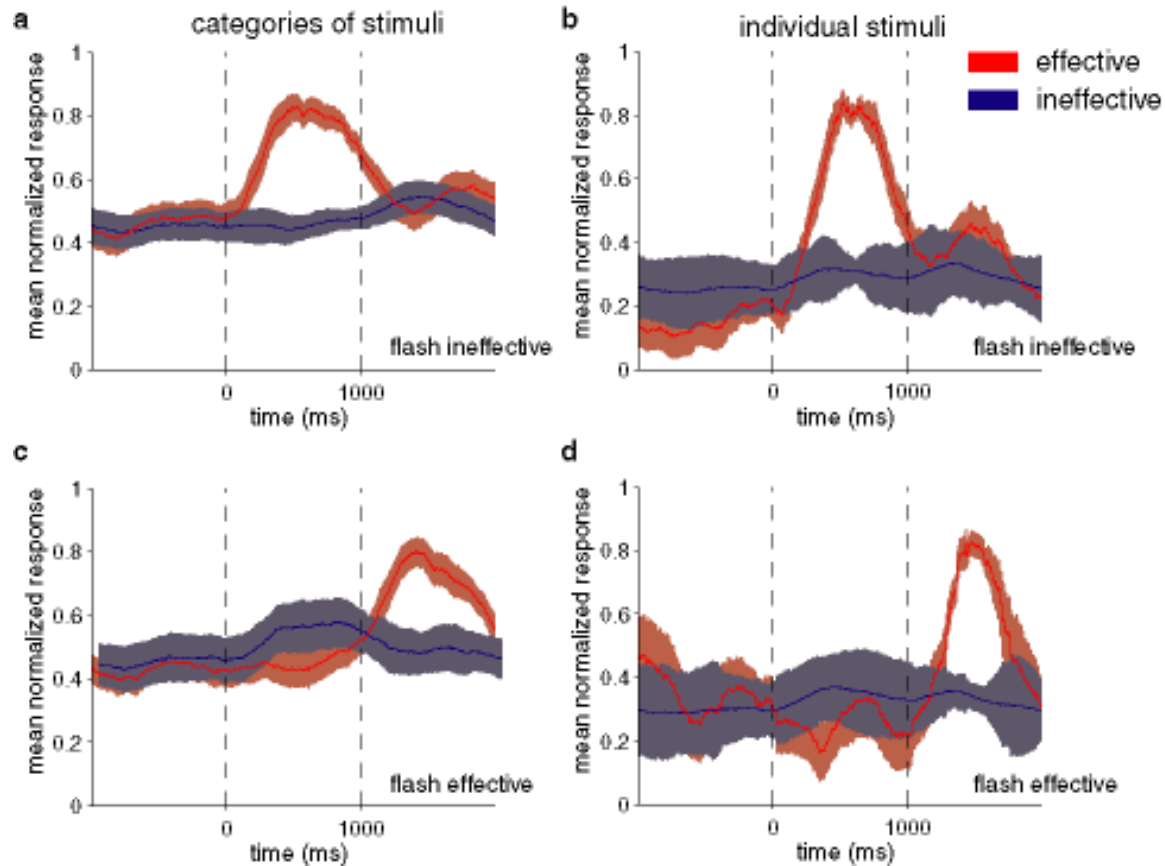
Sheinberg and Logothetis 1997
Leopold and Logothetis 1999

Neurons in the human medial temporal lobe follow the percept

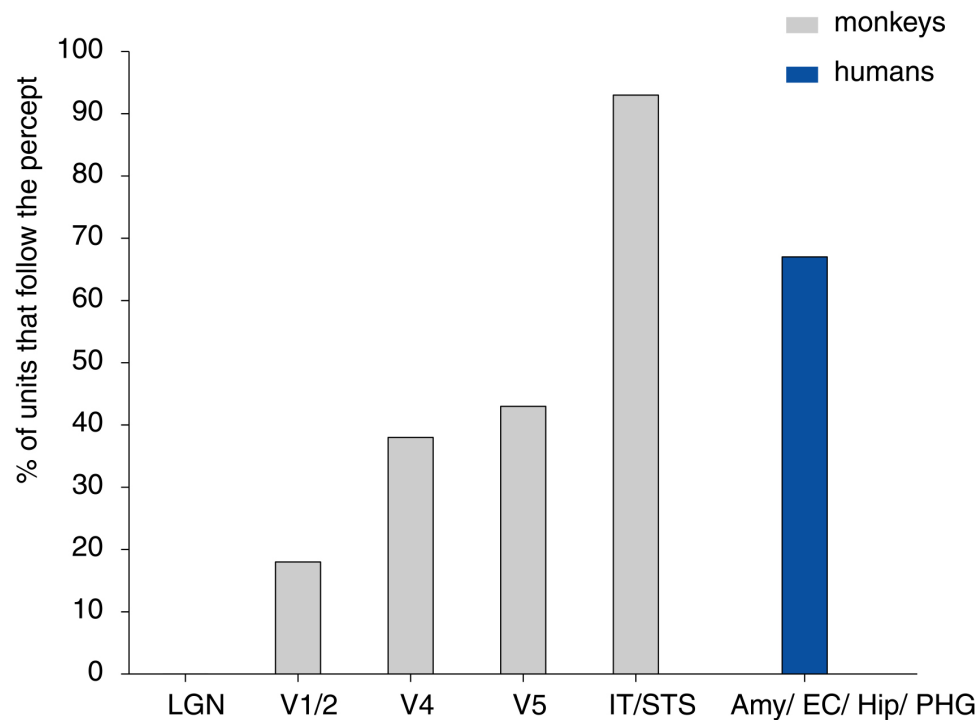


Kreiman, G., I. Fried, and C. Koch,
Single neuron correlates of subjective vision in the human medial temporal lobe.
PNAS, 2002. **99**:8378-8383.

Flash suppression in humans: summary of responses



There is an increase along the visual hierarchy in the proportion of neurons that correlate with the subjective percept



- Binocular Rivalry/Flash Suppression – “one-to-many” between stimulus and percept. Allow us to manipulate the percept
- Neuronal evidence from monkeys shows that neurons in early areas (LGN, V1) show little or no percept effect
- Neurons in later areas (IT, MTL) predominantly follow the percept
- Candidates for the NCC?
- These studies showed correlations. What we will need in the future is causation.

What would constitute evidence that we understand the NCC?

The possibility to:

- (a) Model and predict neuronal responses given a perceptual state
- (b) Accurately predict perceptual state given neuronal activity
- (c) Induce a specific perceptual state by selective electrical stimulation
- (d) Inactivate or repress a perceptual state

Integrated Information Theory -- Axioms

Intrinsic existence



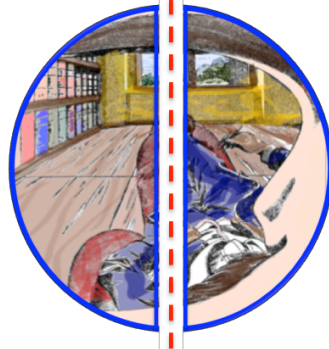
Composition




Information



Integration



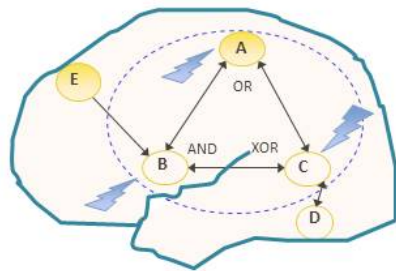
Exclusion



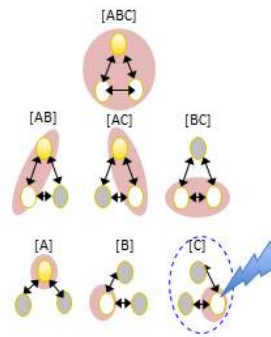
Giulio Tononi (2015), Scholarpedia, 10(1):4164.

Integrated Information Theory – Postulates illustration

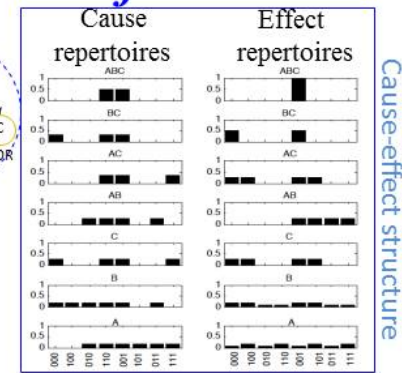
Intrinsic existence



Composition

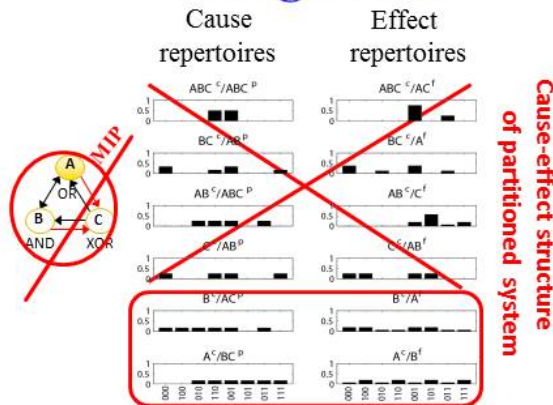


Information



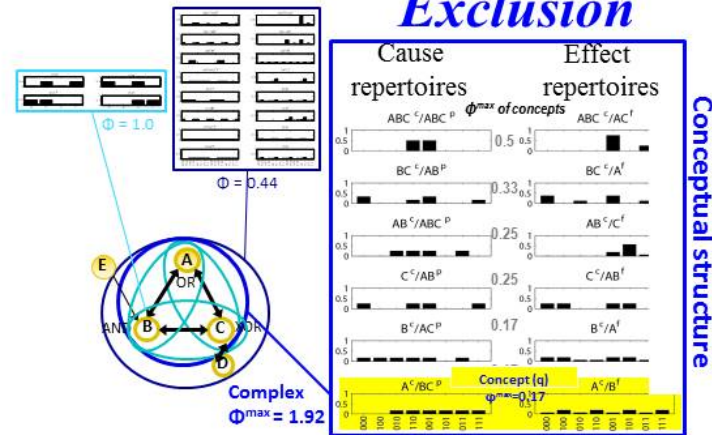
Cause-effect structure

Integration



Cause-effect structure of partitioned system

Exclusion



Conceptual structure

Central identity: an experience as a maximally irreducible conceptual structure

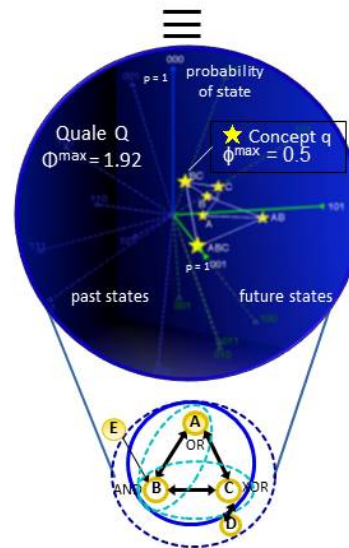
Experience




Conceptual structure
in cause-effect space

Quality of experience:
"form" of the conceptual structure
in cause-effect space

Quantity of experience:
irreducibility (Φ^{\max})
of the conceptual structure



Conceptual structure Q



Giulio Tononi (2015), Scholarpedia, 10(1):4164.

Further reading

Further reading

Crick, F. (1994). *The astonishing hypothesis* (New York: Simon & Schuster).

Koch, C. (2005). *The quest for consciousness*, 1st edn (Los Angeles: Roberts & Company Publishers).

Original articles cited in class

Resnik, R.A., O'Regan, J.K., and Clark, J.J. (1997). To see or not to see: the need for attention to perceive changes in scenes. *Psychological Science* 8, 368-373.

Crick, F., and Koch, C. (2003). A framework for consciousness. *Nat Neurosci* 6, 119-126.

Goodale, M., and Milner, A. (1992). Separate visual pathways for perception and action. *Trends in Neurosciences* 15, 20-25.

Blake, R., and Logothetis, N. (2002). Visual competition. *Nature Reviews Neuroscience* 3, 13-21.

Myerson, Miezin, Allman, *Behavioral Analysis Letters*, 1981. 1: p. 149-159.

Bonneh, Y., Cooperman, A., and Sagi, D. (2001). Motion-induced blindness in normal observers. *Nature* 411, 798-801.

Bradley, D. C., G. C. Chang, et al. (1998). "Encoding of 3D structure from motion by primate area MT neurons." *Nature* 392: 714-717.

Kreiman, G., Fried, I., and Koch, C. (2002). Single neuron correlates of subjective vision in the human medial temporal lobe. *PNAS* 99, 8378-8383.

Jackson, Frank (1982). Epiphenomenal Qualia. *Philosophical Quarterly*. 32: 127–136. doi:10.2307/2960077

Giulio Tononi (2015), Integrated information theory. *Scholarpedia*, 10(1):4164.